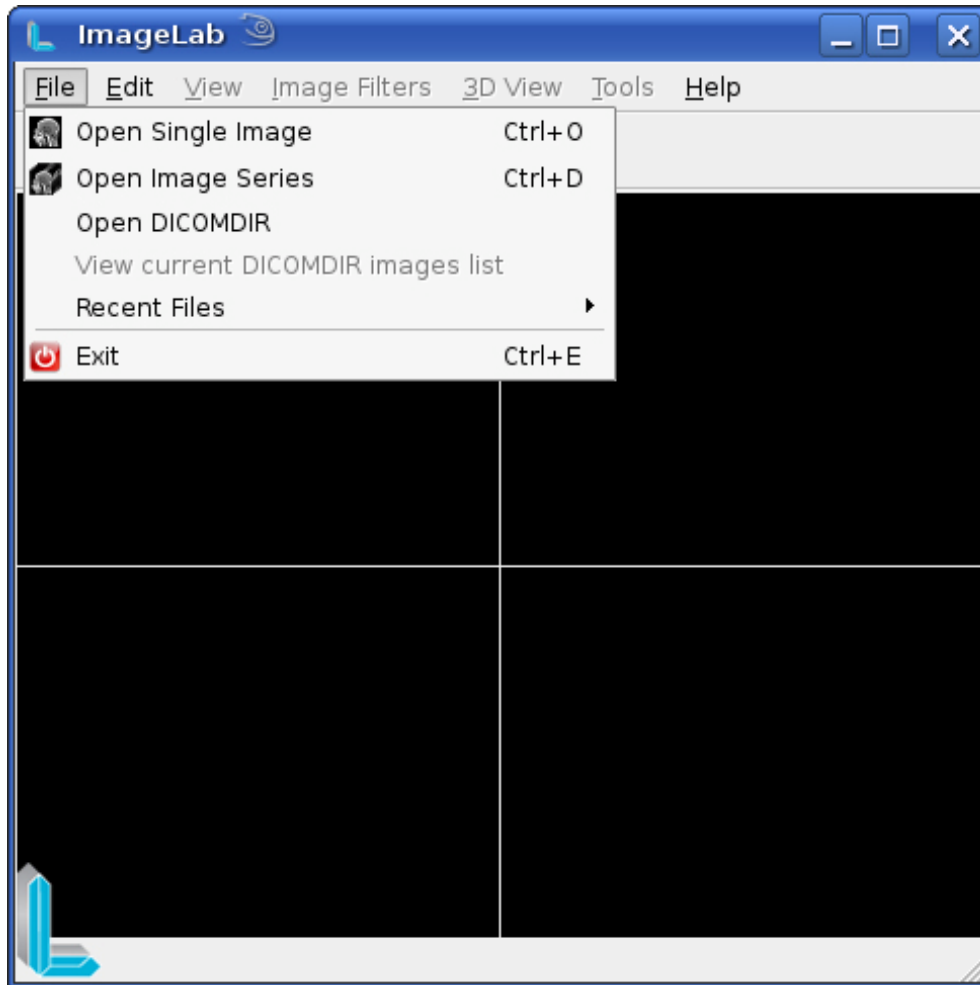
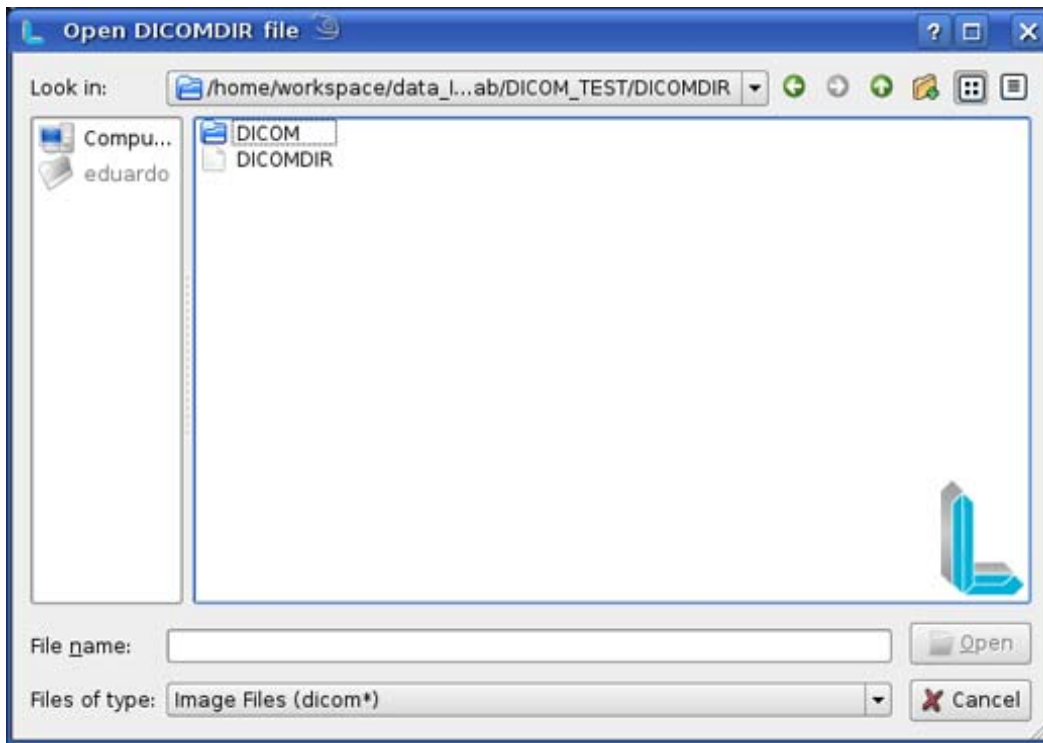


## OPENING DICOMDIR FILES

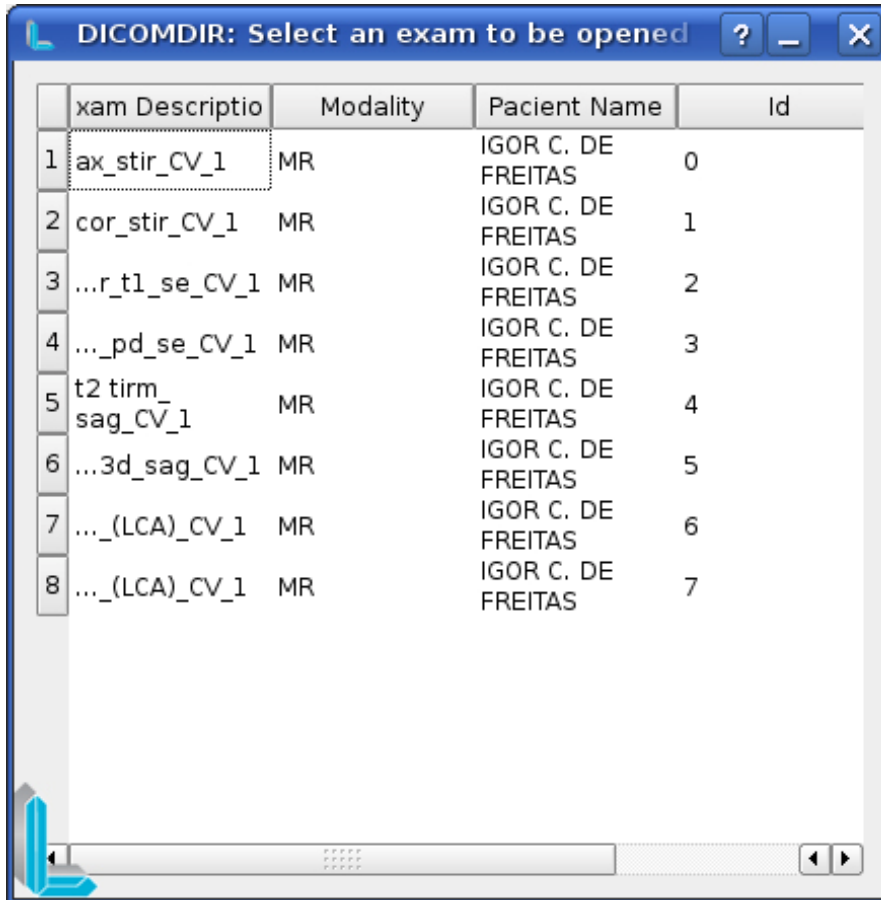
1. Click the *File menu*;
2. Click *Open DICOMDIR*;



3. A window opens, select the directory containing the file DICOMDIR to be loaded and *click Open*;



- The file will be read and a list containing the DICOM sets (tests) will be displayed by him referred.



DICOMDIR: Select an exam to be opened

	xam Descriptio	Modality	Pacient Name	Id
1	ax_stir_CV_1	MR	IGOR C. DE FREITAS	0
2	cor_stir_CV_1	MR	IGOR C. DE FREITAS	1
3	...r_t1_se_CV_1	MR	IGOR C. DE FREITAS	2
4	...pd_se_CV_1	MR	IGOR C. DE FREITAS	3
5	t2 tirm_sag_CV_1	MR	IGOR C. DE FREITAS	4
6	...3d_sag_CV_1	MR	IGOR C. DE FREITAS	5
7	...(LCA)_CV_1	MR	IGOR C. DE FREITAS	6
8	...(LCA)_CV_1	MR	IGOR C. DE FREITAS	7

- To select one of the tests just click on it, it will be loaded. The list of tests will only be closed when the user clicks the close button.



6. To reopen the list of exams you must click File and select View image *DICOMDIR current list*.

